



101 There is a convenience store (Family Mart) on the way.



102 Cross the intersection to the bridge.



103 Proceed to the bridge.



104



105 Cross the bridge.



106 If you are heading for Ijiri Pass, follow the red arrow.
To get to Sanyo-so, follow the yellow arrow.
It takes about 10 minutes to get to Sanyo-so 150.



107



108



109



110




111







112













138 Go to the right at the three-way intersection and you will find Shoryu-ji Temple.



Shoryu-ji Temple

36th

Shoryu-ji Temple (青龍寺)

Address : 163, Ryu, Usa-cho, Tosa City, Kochi Prefecture (土佐市宇佐町竜163)



Brief History of Shoryu-ji Temple

Kukai traveled to China in 804, where he studied at Qinglong Temple in Chang'an. Eager to build a version of this temple in Japan, he threw a five-pronged esoteric Buddhist ritual object known as a vajra, to the east. Upon returning to Japan, he founded Shoryu-ji Temple at the location where he found the vajra. (Shoryu is the Japanese reading of the characters that spell Qinglong in Chinese).



139 With your back to the main hall, walk down the slope on the right.



140



141 If you go up, there is a shrine.



142



143



144

Whichever way you go, it will lead you to the exit.



145 Go back the way you came.



146





150 Onsen ryokan Sanyo-so (土佐龍温泉 三陽荘)

A hot spring inn located near Shoryu-ji Temple. Relieve the fatigue of your pilgrimage relaxing in hot spring baths, and enjoy meals made with a variety of local ingredients such as lobster and bonito. Guests can take a free shuttle bus to JR Kochi Station. (Reservations are required at least four days in advance.)

Address : 504-1, Ryu, Usa-cho, Tosa City,
Kochi Prefecture (土佐市宇佐町竜504-1)

Check in 15:00, check out 9:00

HP sanyo-so.co.jp/

