

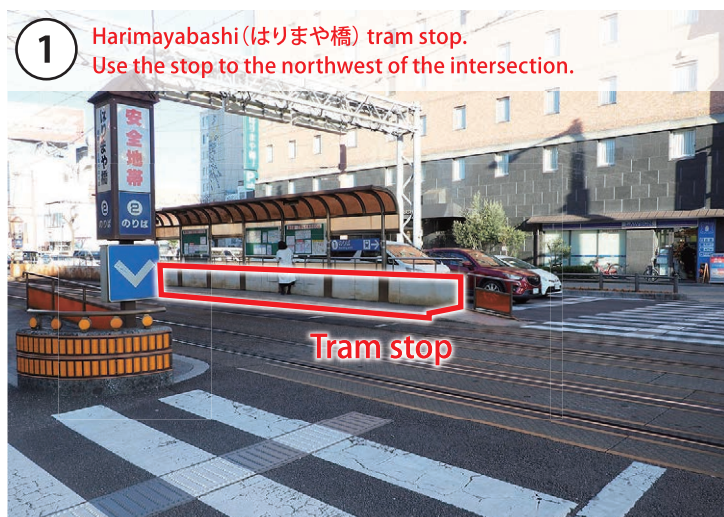





Kochi City center - Chikurin-ji Temple



【Harimayabashi tram stop - Chikurin-ji Temple (Walking section : 2.5km)】



- 5 Cross the pedestrian bridge at the intersection with Route 32.




- 6 Turn left, following the signs on the telephone poles.




- 7 Turn right at the first traffic mirror.



- 8 Follow the road for about 150m.



- 9



- 10 Turn right at the sign.



- 11 Climbing the mountain path that leads up from here.



- 12 The pilgrimage path enters the property of Makino Botanical Garden. Note that all areas other than the pilgrimage route are toll areas. Please follow the route indicated on the signs.



- 13 Take the narrower path.



14 Cross the road of the botanical garden and go straight.



15 Cross the road of the botanical garden and go down the stone steps.



16




17 Follow the signs and go straight.



18 Follow the narrow alleyway between the restroom buildings.



19 Open the door and step out into the driveway.



20 Go right at the three-way intersection.



21 Go up the stairs, you will find Chikurin-ji Temple.



Chikurin-ji Temple (竹林寺)

Address : 3577, Godaisan, Kochi City, Kochi Prefecture (高知市五台山3577)



Brief History of Chikurin-ji Temple

Chikurin-ji Temple was founded in 724 by the monk Gyoki at the request of Emperor Shomu. One night, the emperor dreamt that he had been taught the true essence of Buddhism from the bodhisattva Monjushuri at Mt. Godai in China, famed as the sacred location of the Monju Bosatsu (Buddha of wisdom). He then ordered Gyoki to find a sacred place in Japan similar to Mt. Godai and build a Buddhist temple. It is said that this place was soon selected, and Chikurin-ji was founded, with its principal image the statue of the bodhisattva Monjushuri carved by Gyoki himself.

